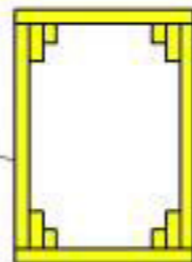


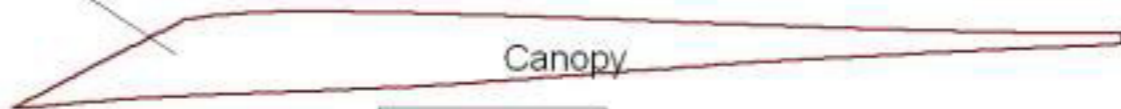
All parts from 6mm Depron  
(except nosecone)

When cutting out Forward and Aft  
Fuse pieces, allow 1/4" top and  
bottom for top and bottom pieces.

Six layers stacked  
and shaped.



Solid EPP



Canopy



Nose



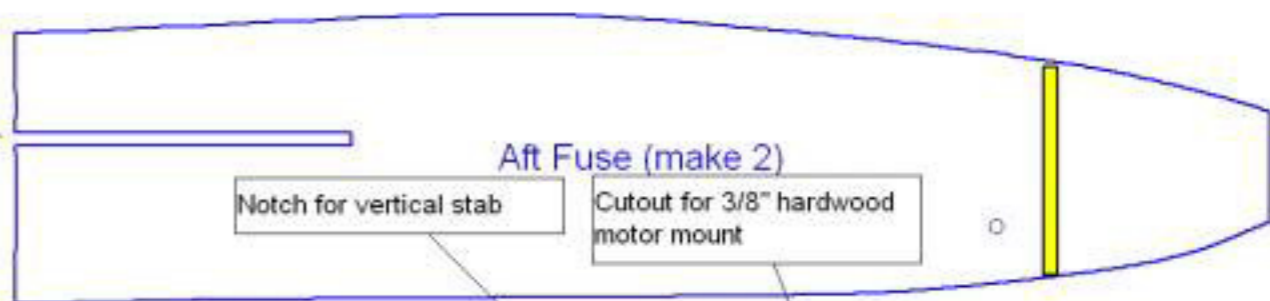
Bulkhead (typ)



Notch for wing



Notch for wing



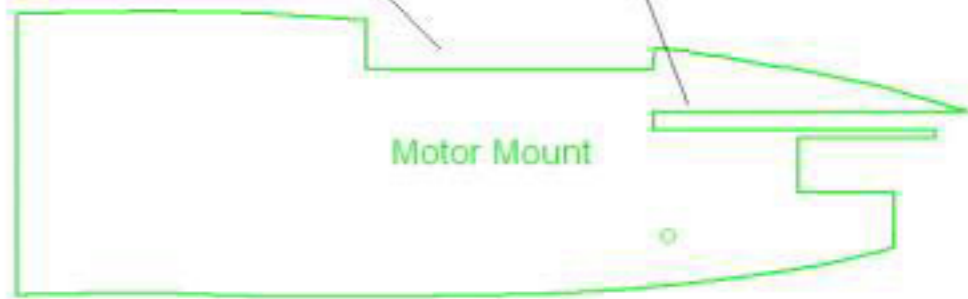
Aft Fuse (make 2)

Notch for vertical stab

Cutout for 3/8" hardwood  
motor mount



Forward Fuse (make 2)



Motor Mount